

UBS Vitainvest Passive 100 SI Q

Fund Fact Sheet

UBS Vitainvest Funds

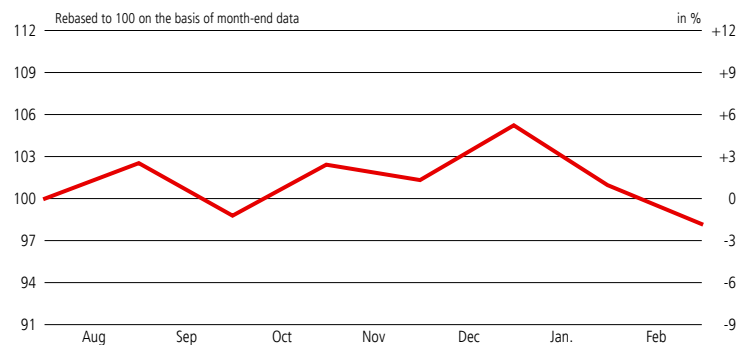
Fund description

- The fund of funds makes indirect investments worldwide via indexed funds primarily in equities. The equity allocation is usually around 95%, up to a maximum of 100%. This makes it possible to fully exhaust the potential offered by the equity markets within the options provided by the law.
- The passively managed target funds mainly replicate indices which the index provider classifies and markets as sustainable. The sustainability data and sustainability criteria are defined by the index administrator in question (the "index provider").
- The fund strives for an above-average sustainability profile and takes environmental, social and corporate governance criteria into consideration when selecting companies.
- When selecting investments, both a best-in-class approach and exclusion criteria can be applied, either individually or in combination.
- Investment policy complies with the legal requirements of the Swiss federal law on occupational pension plan (BVG).

Name of fund	UBS (CH) Vitainvest - Passive 100 Sustainable
Share class	UBS (CH) Vitainvest - Passive 100 Sustainable Q
ISIN	CH1110134157
Securities no.	111 013 415
Bloomberg	UBP1SQC SW
Currency of fund / share class	CHF/CHF
Launch date	06.07.2021
Issue/redemption	daily
Swing pricing	yes
Accounting year end	31 December
Distribution	March
Last distribution	none
Management fee p.a.	0.18%
Ongoing charges p.a. ¹	0.25%
Name of the Management Company	UBS Fund Management (Switzerland) AG
Fund domicile	Switzerland

¹ as at 08.02.2022

Performance (basis CHF, net of fees)¹



— Fund performance net of fees (left-hand scale)

Past performance is not a reliable indicator of future results.

in %	2018	2019	2020	2021	2022	LTD ³	1 year	Ø p.a. 2 years
Fund (CHF)	n.a.	n.a.	n.a.	n.a.	-6.69	-1.77	n.a.	n.a.

The performance shown does not take account of any commissions, entry or exit charges.

¹ These figures refer to the past. If the currency of a financial product, financial service or its costs is different from your reference currency, the return and/or costs can increase or decrease as a result of currency fluctuations. Source for all data and chart (if not indicated otherwise): UBS Asset Management.

² YTD: year-to-date (since beginning of the year)

³ LTD: launch-to-date

Fund statistics

Net asset value (CHF, 28.02.2022)	98.23
Last 12 months (CHF) – high	106.08
– low	96.21
Total fund assets (CHF m)	42.97
Share class assets (CHF m)	42.97

	3 years	5 years
Volatility ¹		
– Fund	n.a.	n.a.
Sharpe ratio	n.a.	n.a.
Risk free rate	n.a.	n.a.

¹ Annualised standard deviation

For more information

UBS Fund Infoline: 0800 899 899

Internet: www.ubs.com/funds

Contact your client advisor

Portfolio management representatives

Roland Kramer

Sebastian Richner

Marc Schaffner

UBS Vitainvest Passive 100 SI Q

Investment instrument exposure (%)

	Fund
Equities Switzerland	38.01
Foreign Equities (Foreign Currency hedged)	28.97
Foreign Equities	28.01
Liquid assets	5.01
For. real est. cos. (Foreign Currency hedged)	0.00
Real Estate Switzerland	0.00
Foreign Bonds	0.00
Bonds CHF	0.00
Bonds in FC (Foreign Currency hedged)	0.00
Convertible bonds (curr. hedged)	0.00

Benefits

As the portfolio applies the investment restrictions of the Federal Act on Occupational Retirement, Survivors' and Disability Pension Plans, the fund is a suitable pillar 2 and pillar 3a investment.

The fund is suitable for investors who focus on capital gains and see risk as an opportunity for achieving long-term returns.

5 largest equity positions (%)

	Fund
NESTLE SA CHF0.10(REGD)	8.05
ROCHE HLDGS AG GENUSSSCHEINE NPV	5.87
NOVARTIS AG CHF0.50(REGD)	4.67
RICHEMONT(CIE FIN) CHF1.00 (REG) SER 'A'	1.56
ZÜRICH INSURANCE GRP CHF0.10	1.52

Risks

The fund invests in equities and may therefore be subject to high volatility. This requires an elevated risk tolerance and capacity. The value of a unit may fall below the purchase price. Every fund reveals specific risks, a detailed and comprehensive list of risk descriptions can be found in the prospectus.

Please note that additional fees (e.g. entry or exit fees) may be charged. Please refer to your financial adviser for more details. Investors should read the Key Investor Information Document (KIID), Prospectus and any applicable local offering document prior to investing and to get complete information of the risks. Investors are acquiring units or shares in a fund, and not in a given underlying asset such as building or shares of a company. For a definition of financial terms refer to the glossary available at www.ubs.com/am-glossary.

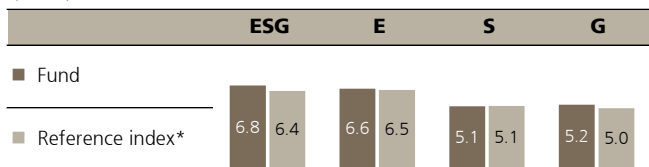
For marketing and information purposes by UBS. UBS funds under Swiss law. Arrangements for marketing fund units mentioned in this document may be terminated at the initiative of the management company of the fund(s). Prospectuses, key information document, the articles of association or the management regulations as well as annual and semi-annual reports of UBS funds are available in a language required by the local applicable law free of charge from UBS Asset Management Switzerland AG, c/o UBS AG, Bahnhofstrasse 45, 8001 Zürich or from UBS Fund Management (Switzerland) AG, P.O. Box, CH-4002 Basel. Before investing in a product please read the latest prospectus and key investor information document carefully and thoroughly. Any decision to invest should take into account all the characteristics or objectives of the fund as described in its prospectus, or similar legal documentation. Investors are acquiring units or shares in a fund, and not in a given underlying asset such as building or shares of a company. The information and opinions contained in this document have been compiled or arrived at based upon information obtained from sources believed to be reliable and in good faith, but is not guaranteed as being accurate, nor is it a complete statement or summary of the securities, markets or developments referred to in the document. Members of the UBS Group may have a position in and may make a purchase and / or sale of any of the securities or other financial instruments mentioned in this document. Units of UBS funds mentioned herein may not be eligible for sale in all jurisdictions or to certain categories of investors and may not be offered, sold or delivered in the United States. The information mentioned herein is not intended to be construed as a solicitation or an offer to buy or sell any securities or related financial instruments. Past performance is not a reliable indicator of future results. The performance shown does not take account of any commissions and costs charged when subscribing to and redeeming units. If whole or part of the total costs to be paid is different from your reference currency, the costs may increase or decrease as a result of currency and exchange rate fluctuations. Commissions and costs have a negative impact on the investment and on the expected returns. If the currency of a financial product or financial service is different from your reference currency, the return can increase or decrease as a result of currency and exchange rate fluctuations. This information pays no regard to the specific or future investment objectives, financial or tax situation or particular needs of any specific recipient. Future performance is subject to taxation which depends on the personal situation of each investor and which may change in the future. The details and opinions contained in this document are provided by UBS without any guarantee or warranty and are for the recipient's personal use and information purposes only. This document may not be reproduced, redistributed or republished for any purpose without the written permission of UBS Asset Management Switzerland AG or a local affiliated company. Source for all data and charts (if not indicated otherwise): UBS Asset Management. A summary of investor rights in English can be found online at www.ubs.com/funds. More explanations of financial terms can be found at www.ubs.com/am-glossary. © UBS 2022. The key symbol and UBS are among the registered and unregistered trademarks of UBS. All rights reserved.

UBS Vitainvest Passive 100 Sustainable Q – ESG Report

Strategies, for which sustainable investing is a priority, have an explicit sustainability target – specifically: Selecting investments that perform comparatively better in respect of environmental, social and governance (ESG) issues. This fund's sustainability target is to offer a portfolio with a sustainability profile that is better than the reference index*, in terms of the CO₂ intensity and the ESG score.

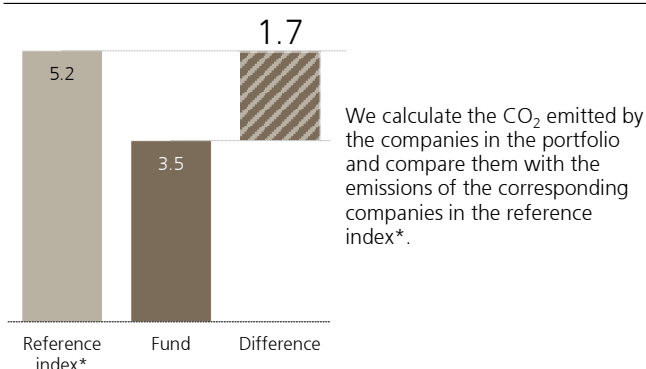
ESG scores

(0-10)



E = Environmental; S = Social; G = Governance

Carbon dioxide emissions per CHF 100,000 invested in the fund (in tons)



Weighted average carbon intensity (MtCO₂-equivalents per USD million in sales)

Fund	90.4
Reference index*	157.4

ESG details of the top five equity positions (by portfolio weight)

Holding name	Fund (in %)	ESG score	E-score	S-score	G-score
Nestle S.A.	8.05	7.3	5.3	4.5	5.1
Roche Holding AG	5.87	6.9	6.5	4.6	6.1
Novartis AG	4.67	5.9	6.0	4.9	6.0
COMPAGNIE FINANCIERE RICHEM	1.56	7.4	7.4	5.6	4.5
Zurich Insurance Group AG	1.52	8.4	6.5	6.2	6.6

External fund ratings

MSCI ESG fund rating

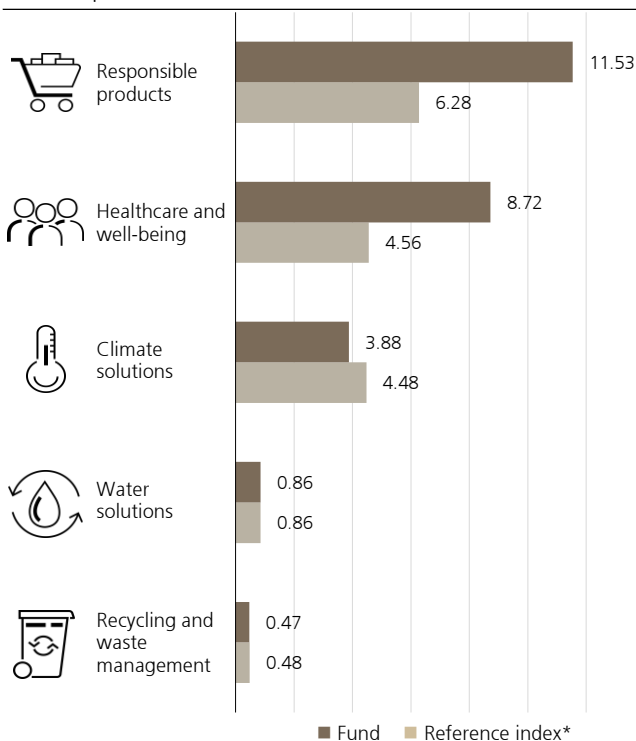
(see glossary on next page)



As of 30.09.2021

Share of company revenues that are tailored to the United Nations Sustainable Development Goals (UN SDGs)¹

in % of portfolio AuM²



¹ At least 10% of revenues can be attributed to one or more SDGs. The difference between 100% and fund/reference index values results from companies whose products and services revenues contribute less than 10% to one or more SDGs. In some cases, the sum of all figures may exceed 100% Assets under Management, as products and services from companies count toward more than one SDG. Assessment data provided by MSCI ESG Research.

² Assets under Management

Controversial business activities

(% AuM)	Fund	Reference index*
UN Global Compact breach	0.30	1.14
Controversial weapons	0.11	0.58
Tobacco	0.29	0.66
Adult entertainment	0.00	0.00
Coal	0.00	0.05

Primary UBS AM sustainability approach applied

- Exclusion
- ESG integration
- SI focused
- Impact investing
- Voting
- Engagement

Sources: Fund holding data: UBS Asset Management; ESG data (ESG scores, Carbon data, SDG data, Controversial Business Activities): MSCI ESG Research
*Reference Index: 100% MSCI All Country World (net div. reinv.) Index

UBS Vitainvest Passive 100 Sustainable Q – ESG Report

ESG is an abbreviation of Environmental, Social and Governance. These factors are used to evaluate companies and countries on how far advanced they are with respect to sustainability. Once enough data has been acquired on these three metrics, they can be used to assess and compare assets and also to inform the investment process when deciding what assets to buy.

(MSCI) Controversial Business Involvement exposure is the exposure to companies with a revenue share exceeding 5% of the respective field (production) or 15% (distribution). Controversial weapons are always displayed if there is a greater than zero exposure.

MSCI ESG Fund Ratings* are designed to measure the Environmental, Social and Governance (ESG) characteristics of a fund's underlying holdings, making it possible to rank or screen mutual funds and ETFs on a AAA to CCC ratings scale. We leverage MSCI ESG Ratings for over 7,500 companies (approximately 14,000 total issuers including subsidiaries) and more than 650,000 equity and fixed-income securities globally to create ESG scores and metrics for approximately 36,000 multi-asset class mutual funds and ETFs globally.

*MSCI ESG Research LLC's ("MSCI ESG") fund metrics and ratings (the "Information") provide environmental, social and governance data with respect to underlying securities within more than 31,000 multi-asset class mutual funds and ETFs globally. MSCI ESG is a Registered Investment Adviser under the Investment Advisers Act of 1940. MSCI ESG materials have not been submitted to, nor received approval from, the US SEC or any other regulatory body. None of the Information constitutes an offer to buy or sell, or a promotion or recommendation of any security, financial instrument or product or trading strategy, nor should it be taken as an indication or guarantee of any future performance, analysis, forecast or prediction. None of the Information can be used to determine which securities to buy or sell or when to buy or sell them. The Information is provided "as is" and the user of the Information assumes the entire risk of any use it may make or permit to be made of the Information.

(MSCI) ESG scores are provided by MSCI ESG Research and are measured on a scale from 10 (highest/best score) to 0 (lowest/worst score). The score is based on the underlying company's exposure to industry-specific ESG risks and their ability to mitigate those risks relative to their peers. ESG scores are also shown a breakdown of the E, S and G scores, in reference to the different components that are considered for the Environmental, Social and Government pillars. The components are also rated on a scale of 0-10. Based on the individual E, S and G values, a weighted average can be calculated. This is dynamic and takes into account the direct changes of all underlying results, which affect the individual E, S and G values. The ESG Score measures the most financially significant environmental, social and governance risks and opportunities of companies. In addition, sectoral differences are taken into account through key industry-specific ESG issues. This makes the ESG score a rather static measure, as the relative valuation of a sector remains constant over a longer period of time.

Aggregation of ESG data

ESG scores of holdings in the portfolio and the reference index are aggregated using their respective individual weights and ESG scores (sum product). Tactical asset allocation decisions do not influence the relative ESG score versus the reference index.

Use of derivatives

Derivatives used in the portfolio are treated on a look-through basis, whereby the economic exposures to the underlying basket of securities is treated as an actual investment in the individual securities that make up this basket. This might in the case of broad market derivatives lead to minimal exposures to securities that are excluded from direct investments.

Primary UBS AM sustainability approach applied

Exclusion: Strategies that exclude companies from portfolios where they are not aligned to an investor's value. Includes customized screening services (single or multiple exclusion criteria)

ESG Integration: Strategies that integrate environmental, social and governance (ESG) factors into fundamental financial analysis to improve risk/return

SI Focused: Strategies where sustainability is an explicit part of the investment guidelines, universe, selection and/or investment process

Impact Investing: Strategies where the intention is to generate measurable environmental and social impact alongside financial return

Voting: Exercising shareholder rights by proxy voting on shareholder resolutions

Engagement: (Pro-) actively engaging with companies to influence material ESG topics

UN Sustainable Development Goals (UN SDGs): The 2030 Agenda for Sustainable Development, adopted by all United Nations Member States in 2015, provides a shared blueprint for peace and prosperity for people and the planet, now and into the future. At its heart are the 17 Sustainable Development Goals (SDGs), which are an urgent call for action by all countries - developed and developing - in a global partnership. They recognize that ending poverty and other deprivations must go hand-in-hand with strategies that improve health and education, reduce inequality, and spur economic growth – all while tackling climate change and working to preserve our oceans and forests. The SDGs build on decades of work by countries and the UN, including the UN Department of Economic and Social Affairs.

MSCI Weighted Average Carbon Intensity is used for calculating a portfolio's exposure to carbon-intensive companies. This metric can be used for the comparison with a reference index, for the definition of reduction targets and potential ways to decarbonise a portfolio, as well as for reporting purposes. The metric calculates the carbon intensity (the Scope 1 and Scope 2 GHG emissions in relation to the share of revenues attributed to the investor) of each portfolio company and scales it based on its weight in the portfolio.

UBS Vitainvest Passive 100 Sustainable Q – ESG Report

Although UBS Asset Management information providers, including without limitation, MSCI ESG Research LLC and its affiliates (the “ESG Parties”), obtain information from sources they consider reliable, none of the ESG Parties warrants or guarantees the originality, accuracy and/or completeness of any data herein. None of the ESG Parties makes any express or implied warranties of any kind, and the ESG Parties hereby expressly disclaim all warranties of merchantability and fitness for a particular purpose, with respect to any data herein. None of the ESG Parties shall have any liability for any errors or omissions in connection with any data herein. Further, without limiting any of the foregoing, in no event shall any of the ESG Parties have any liability for any direct, indirect, special, punitive, consequential or any other damages (including lost profits) even if notified of the possibility of such damages.

Certain information contained herein (the “Information”) is sourced from/copyright of MSCI ESG Research LLC (a Registered Investment Adviser under the Investment Advisers Act of 1940), or its affiliates (including MSCI Inc. and its subsidiaries (“MSCI”)), or third party suppliers (together with MSCI & MSCI ESG, the “ESG Parties”) and may have been used to calculate scores, ratings or other indicators. It may not be reproduced or disseminated in whole or part without prior written permission. The Information has not been submitted to, nor received approval from, the US SEC or any other regulatory body. The Information may not be used to create any derivative works, or in connection with, nor does it constitute, an offer to buy or sell, or a promotion or recommendation of, any security, financial instrument or product, trading strategy, or index, nor should it be taken as an indication or guarantee of any future performance, analysis, forecast or prediction. Some funds may be based on or linked to MSCI indexes, and MSCI may be compensated based on the fund’s assets under management or other measures. MSCI has established an information barrier between equity index research and certain Information. None of the Information in and of itself can be used to determine which securities to buy or sell or when to buy or sell them. The Information is provided “as is” and the user assumes the entire risk of any use it may make or permit to be made of the Information. No ESG Party warrants or guarantees the originality, accuracy and/or completeness of the Information and each expressly disclaims all express or implied warranties. No ESG Party shall have any liability for any errors or omissions in connection with any Information herein, or any liability for any direct, indirect, special, punitive, consequential or any other damages (including lost profits) even if notified of the possibility of such damages.